

Foundation Programme
in Literacy, Numeracy and Skills
(FPLNS)

मराठी

MARATHI

GRADE 7

Student's Workbook

Theme 3: Nature and Environment
Weather

MAHATMA GANDHI INSTITUTE
under the aegis of
MINISTRY OF EDUCATION AND HUMAN RESOURCE
Republic of Mauritius

2026



Table of content

Guide to Educators	iii
Activity 1: Listen and repeat the song	1
Activity 2: Trace the words.	2
Activity 3: Classify the words.	3
Activity 4: Matching.	4
Activity 5: My Weather Journal.	5
Activity 6: Form words	6
Activity 7: Fill in the blanks.	7
Activity 8: Fill in the blanks.	8
Activity 9: Write words.	9
Activity 10: Answer the questions	10

Guide to Educators

Learning Outcomes

- Identify different types of weather patterns.
- Use basic vocabulary words related to various weather types/conditions both orally and in written.
- Distinguish and describe the different types of weather.

Activities

- Listen and repeat the poem/song.
- Trace the words.
- Classify the words.
- Matching.
- My Weather Journal.
- Form words.
- Fill in the blanks.
- Write the appropriate words and form sentences.
- Answer the questions.

Other Proposed Activities

- Sing some simple songs.
- Crossword.
- Create artwork inspired by different types of weather (e.g poster, drawing, painting, poetry).
- Quiz and oral questions on daily weather conditions.

Additional Resources

- Use pictures, flashcards and videos to demonstrate different types of weather patterns.
- Repetitive Practice through songs and rhymes.
- Videos or audios to display importance of different types of weather patterns.
- Short video clip on different types of weather.
- Keep a journal to record and describe daily weather observations.

Portfolio Assessment

- Skills-based assessments.

Activity 1: Listen and repeat the song.

Listening and Reading Activities:

- The Educator recites the poem/song.
- The students listen carefully and repeat the poem/song.

पाण्यात ढग आणि...

पाण्यात ढग आणि ढगात पाणी
म्हणून पाऊस म्हणतो गाणे

रानात ऊन उन्हात रान
म्हणून हिरवळ फुलते छान

वा-यात गंध गंधात वारा
हिरवळ पाखरांना झाडनिवारा

पानांच्या कानात फुलांचे डूल
म्हणून तर रानाला पडते भूल

गगनात चंद्र चंद्रात गगन
धरतीवर चांदणे छमछन्नछन!

अशोक बागवे

The Educator may access the audio-visual version of the above poem/song through this link:

https://youtu.be/JiySCK5PMQ4?si=AY4QBv_WsJpmlC-D

Other similar resources are available through the following link/s:

Link: https://www.youtube.com/watch?v=IXcV_HK_OTY

Activity 2: Trace the words.

Listening, Reading and Writing Activities:

- The Educator shows different pictures and reads each word with emphasis on the alphabets/letters.
- The students listen, repeat and trace the words.



सूर्य

सूर्य



पाऊस

पाऊस



चंद्र

चंद्र



वारा

वारा



आकाश

आकाश



ढग

ढग



थंडी

थंडी



गरम

गरमी



समुद्र

समुद्र



पृथ्वी

पृथ्वी



तारा

तारा



वादळ

वादळ

Activity 3: Classify the words.

Listening, Reading and Writing Activities:

- The Educator explains to students that some words may be classified in both boxes.
- The students classify the given words into the two boxes below.

(सूर्य, पाऊस, ढग, हिवाळा, उन्हाळा, वादळ, छत्री)

उन्हाळा 	हिवाळा 

Activity 4: Matching.

Listening and Reading Activities:

- The Educator reads and explains the sentences.
- The students repeat and match the sentences with the corresponding pictures.

Column A

१.

आज ऊन आहे.

२.

आज खूप गरम आहे.

३.

वारा वाहत आहे.

४.

आकाशात ढग आहेत.


५.

पाऊस पडतो.

६.

थंडी वाजते.

Column B



Activity 5: My Weather Journal.

Reading and Writing Activities:

The Educator helps students to keep a weather journal as follows:

The students:

- identify the weather and fill in the journal daily.
- show the journal to the Educator on a weekly basis.

महिना: -----		वर्ष: -----	
	आठवड्यातील दिवस	तारीख	आज हवामान कसे आहे?
पहिला आठवडा	सोमवार	आज ऊन आहे.
	मंगळवार		
	बुधवार		
	गुरुवार		
	शुक्रवार		
दुसरा आठवडा	सोमवार		
	मंगळवार		
	बुधवार		
	गुरुवार		
	शुक्रवार		
तिसरा आठवडा	सोमवार		
	मंगळवार		
	बुधवार		
	गुरुवार		
	शुक्रवार		
चौथा आठवडा	सोमवार		
	मंगळवार		
	बुधवार		
	गुरुवार		
	शुक्रवार		




Activity 6: Form Words.

Listening, Reading and Writing Activities:

The Educator reads the letters/alphabets.

The students:

- listen and pronounce the letters/alphabets.
- rearrange the letters/alphabets to form the correct words.

	र्य / सू
	थ्वी / पृ
	ग / ढ
	द्र / स / मु
	द्र / चं

Activity 7: Fill in the blanks.

Reading and Writing Activities:

The Educator:

- explains the sentences to the students.
- helps the students to fill in the blanks with the appropriate word.

(गरम, उन्हाळा, टोपी, समुद्रकिनारी, थंड)

१.आहे.



२. आज खूप..... आहे.



३. रीताजाते.



४. तिची आई.....सरबत पिते.



५. तिचा भाऊघालतो.



Activity 8: Fill in the blanks.

Reading and Writing Activities:

The Educator:

- explains the sentences to the students.
- helps the students to fill in the blanks with the appropriate word.


The students read the complete sentences.

(थंडी, चहा, जोरात, खोलीत, हिवाळा)

१. आहे.



२. वारा वाहत आहे.



३. अजयला खूप वाजत आहे.



४. अजय त्याच्या राहतो.



५. अजय गरमागरम पितो.



Activity 9: Write the appropriate words and form sentences.

Reading and Writing Activities:

- The Educator helps the students to write three words each related to summer and winter as per Activities 7 & 8.
- The students read the words repeatedly and write simple sentences with the help of the Educator.

उन्हाळा	हिवाळा

१.

२.

३.

४.

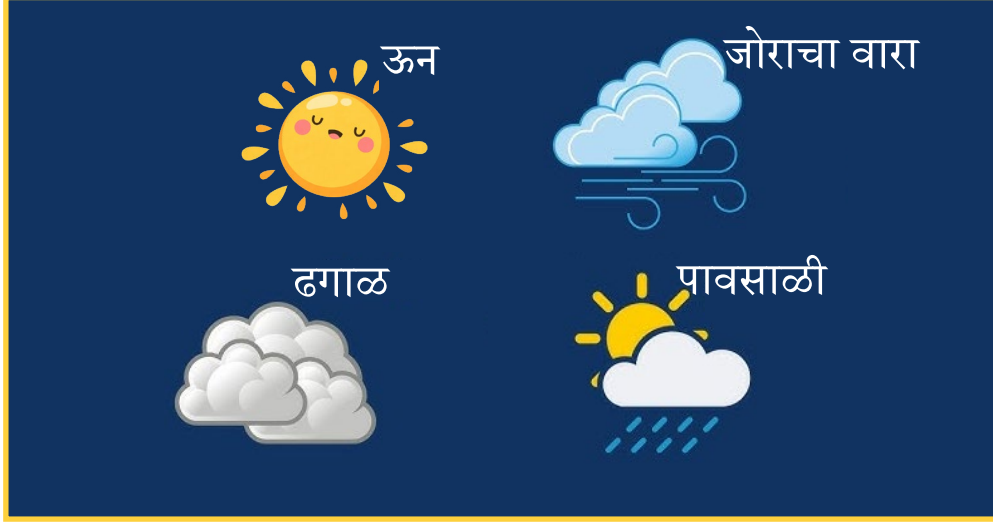
५.

६.

Activity 10: Answer the questions.

Speaking and Writing Activities:

- The Educator shows the picture to the students and ask questions accordingly.
- The students observe the picture and answer the questions.



१. आज हवामान कसे आहे?

२. तुम्हाला कोणते हवामान आवडते?

३. त्या ऋतूमध्ये तुम्ही काय घालता?

४. उन्हाळ्यात तुम्हाला काय खायला / प्यायला आवडते?

५. तुम्हाला समुद्रकिनारी केव्हा जायला आवडते?
